

Hollister Faecal Collector

Instructions for Use



- Easy to apply odour-barrier pouch
- FlexTend Skin barrier helps protect perianal skin from irritation and maceration
- Ultra thin barrier conforms to patients anatomy, moving and stretching with the patient.
- Fabric backing on the barrier improves flexibility and barrier cohesion
- Attaches to collection devices for continuous drainage
- Non-Latex clear film
- Wear time of up to 7 days

Faecal Collector

Stock Code	Description	Box QTY
9823/10	500 ml	Box of 10

For more information or samples please call Customer Engagement on

Australia **1800 219 179**

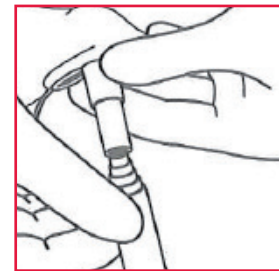
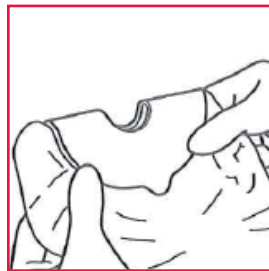
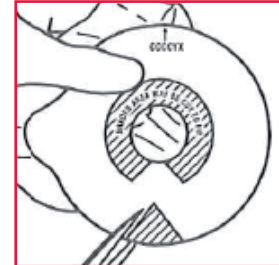
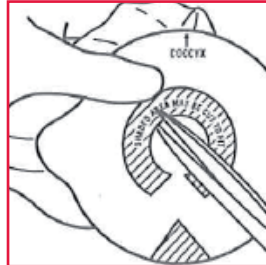
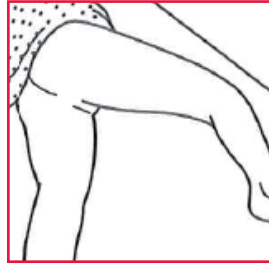
New Zealand **0800 678 669**

www.hollister.com

 Hollister®

Hollister Faecal Collector

Instructions for Use



Application

- Turn patient to one side, with upper knee slightly flexed
- Clean and dry perianal skin, remove excess hair if necessary
- Cut the opening in the skin barrier to fit patient's anatomy
- For female patients, trim inside the shaded perianal triangle area
- Remove the release paper and fold barrier in half
- Separate the buttocks and position skin barrier over the patient's anus
- Apply the barrier, hold in place for 30 seconds to activate adhesive bond
- Connect to a bedside drainage collector, or close the drain cap

Removal

- Disconnect the drainage collector and close the cap
- Using the fabric tab, gently peel the skin barrier from the skin
- Fold the barrier in half and discard

Application tips

- Remove excess hair for maximum adhesion
- Ensure patient's skin is completely dry and free from powders, lotions, ointments or oily residue
- Do not use skin gel or other skin sealants as they may decrease wear time
- To enhance the seal, Hollister Premium Paste may be used around the opening in the skin barrier
- Adapt Seals can also be used to smooth skin surfaces, to prevent faecal matter from channeling under the skin barrier
- Hollister Premium Powder may be used on eroded perianal skin. Excess powder must be brushed away before applying the skin barrier.

For more information or samples please call Customer Engagement on:

Australia **1800 219 179**
New Zealand **0800 678 669**

www.hollister.com

